



RESIDENTIAL & LIGHT COMMERCIAL

# CONTROLS GUIDE

COMPATIBLE WITH N<sub>V</sub>-SERIES & P-SERIES PRODUCTS



kumo touch™



## kumo cloud®



### MANAGE YOUR COMFORT FROM ANYWHERE WITH kumo cloud

- ▶ Easy to configure zoning
- ▶ Fahrenheit or Celsius
- ▶ Program & Control
  - On/Off
  - Mode & Set Temperature
  - Fan Speed & Vane Control
- ▶ Error push notifications
- ▶ Filter push notifications
- ▶ High and low push temperature alarms
- ▶ Compatible with Google Home and Amazon Alexa smart assistants
- ▶ Compatible software platforms:
  - iOS 9.0 or later
  - Android 4.4 or later
  - Fire OS 4.4 or later



Apple and the App Store are registered trademarks of Apple, Inc. Amazon, Alexa, Fire and all related logos are trademarks of Amazon.com, Inc. or its affiliates. Google play is a registered trademark of Google, Inc.

- ▶ **Autochangeover:** System mode is determined using a patent pending algorithm calculating the difference between the room temperature and set point plus weighted consideration for zone priority.
  - Adjustable Minimum Run Time after a changeover event
  - Adjustable Maximum Wait Time before a changeover event

### WIRELESS INTERFACE 2

#### SPECIFICATIONS

- ▶ Allows for Trane®/Mitsubishi Electric indoor units to communicate with kumo cloud app and web service
- ▶ Wireless connection via Wi-Fi network
- ▶ Connected to indoor unit via CN105
- ▶ One Wireless Interface required per connected indoor unit
- ▶ Dimensions: 1.82" H x 0.69" W x 2.92" D
- ▶ Radio protocol: IEEE 802.11 b/g/n - via Wi-Fi network
- ▶ Internet access required for initial setup and scheduling
- ▶ Contains a CN105 connection to allow for kumo cloud and MHK2 RedLINK™ Wireless Remote Controller to be used on the same indoor unit



PAC-USWHS002-WF-2

### kumo station®



TAC-WHS01HC-E

#### SPECIFICATIONS

- ▶ 4 outputs to control auxiliary heat, \*\*humidifier, \*\*dehumidifier, ERV or HRV\*
- ▶ Controls 1 or 2 stages of supplemental heat\*
- ▶ Wireless Interface 2 required to connect to kumo cloud®
- ▶ 24 VAC power supply required. Supplied by others
- ▶ Compatible with kumo cloud 2.6 or later

\*Ducted indoor unit fan interlock may be required. Check Install Manual for details.  
\*\*Requires Wireless Temperature and Humidity Sensor

### WIRELESS TEMPERATURE AND HUMIDITY SENSOR FOR kumo cloud

#### SPECIFICATIONS

- ▶ One wireless remote sensor per Wireless Interface 2
- ▶ Connects via Bluetooth Low Energy with Wireless Interface 2
- ▶ Specified open range 33 feet (10 m)
- ▶ Battery powered (1 year battery life)
- ▶ Push notifications when battery is low through kumo cloud app



PAC-USWHS003-TH-1

### OUTDOOR AIR TEMPERATURE SENSOR

#### SPECIFICATIONS

- ▶ Used with kumo station to control backup heat and heat pump staging
- ▶ Wire length 60 ft (18.3 m) in the box
- ▶ Wire length can be a maximum of 200 ft (60.9 m) with field supplied 18/2AWG wire
- ▶ Operating Ambient Temperature Range: -40° F to 120° F (-40° C to 49° C)



C7089U1006/U

### IT EXTENDER

#### SPECIFICATIONS

- ▶ Extends CN105 connection an additional 50 feet
- ▶ For use with kumo station, Wireless Interface 2, and USNAP Interface



PAC-WHS01IE-E

## Wireless Controllers

### kumo touch™

- ▶ Wireless RedLINK remote controller and receiver
- ▶ Large, backlit, easy-to-read touchscreen display
- ▶ Fahrenheit or Celsius
- ▶ Dual set point control with system change over
- ▶ Both controller and receiver enabled with RedLINK™ 3.0 reliability
- ▶ Works with Wireless Interface 2 on all CITY MULTI, P-Series and Nv-Series indoor units

### SPECIFICATIONS

User functions allow user to set:

- ▶ On/Off
- ▶ Operation modes: Cool/Heat/Drying/Fan
- ▶ Temperature (set points for heat & cool)
- ▶ Fan speed setting
- ▶ Airflow direction
- ▶ Day/Time display with 12-hour and 24-hour clock
- ▶ Filter sign display
- ▶ Adjustable auto deadband
- ▶ Space temperature offset adjustment
- ▶ Hide indoor temperature or humidity from being displayed
- ▶ Lockout function for On, Off, Mode, Fan Speed, Setpoint, and Vane Direction commands.
- ▶ Hold function
- ▶ Temporary schedule override
- ▶ Schedule for Residential or Commercial applications
- ▶ Scheduling options include: no schedule, Mon-Sun, Mon-Fri/Sat-Sun, Mon-Fri/Sat/Sun, Mon/Tues/Wed/Thu/Fri/Sat/Sun
- ▶ Diagnostics: displays and records error codes
- ▶ Uses two AA alkaline batteries (included)

Dimensions:

- MRCH2 Controller: 4-5/64" H x 4-5/64" W x 1-1/16" D
- MIFH2 Receiver: 2-15/16" H x 1-25/32" W x 20/32" D
- MRC2 Cable: 39-23/64" (connects receiver to CN105 connection on indoor unit)



MHK2

## Wireless Controller Kit and Accessories

### DELUXE HAND-HELD WIRELESS CONTROLLER WITH ADVANCED FEATURES

#### SPECIFICATIONS

- ▶ Powerful Mode function allows the system to temporarily run at a lower or higher temperature with an increased fan speed. This helps to quickly bring the room to your optimal comfort level
- ▶ Wide Vane setting provides a wider horizontal air distribution on select models
- ▶ Indirect or Direct Airflow for personalized comfort (WPH model only)

#### WPH Wall Mount

- Wide Vane
- L-Vane
- R-Vane
- Powerful
- Indirect/Direct
- Natural Flow

#### FKS Floor Mount

- Powerful
- 2Flow/1Flow
- Sleep

#### UKS EZ FIT™ Cassette

- Wide Vane
- Sleep

#### CKS 4-way Cassette

- Individual Vane Settings
- 3D i-see Sensor®
  - » Direct/Indirect Airflow
- Long
- Louver




\*WPH hand held

### HAND-HELD STICKERS

#### SPECIFICATIONS

- ▶ Attached to indoor unit hand-held remote controllers display area
- ▶ Allows user to read indoor unit mode
- ▶ Two different stickers available for Nv-Series deluxe handheld wireless remote controllers:
  - WPH Model handheld wireless remote controllers
  - EF, FKS, UKS, and CKS Model handheld wireless remote controllers
- ▶ Available for order on the Literature and Promo Item website



### HAND-HELD WIRELESS CONTROLLER

#### SPECIFICATIONS

- ▶ Operation Modes: Heat/Cool/Auto/Dry
- ▶ Adjustable fan speed
- ▶ 12-hour on/off timer
- ▶ Set horizontal vane position
- ▶ Power off timer and clock adjustment
- ▶ Smart Set to program multiple settings into one quick-press feature
- ▶ Econo Cool energy efficiency cooling option
- ▶ Requires 2 AAA batteries

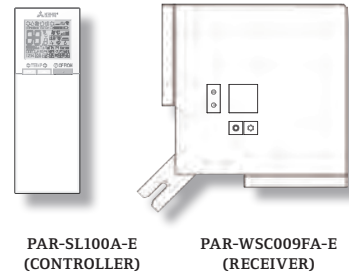


## Wireless Controllers Kits and Accessories

### REMOTE CONTROLLER AND RECEIVER FOR CEILING CASSETTES

#### SPECIFICATIONS

- ▶ Weekly timer, one per day
- ▶ Individual vane settings
- ▶ Direct/Indirect Airflow function
- ▶ Compatible with 3D i-see Sensor\*
- ▶ Compatible with CKS Model Ceiling Cassette



### HAND-HELD WIRELESS CONTROLLER AND RECEIVER FOR CONCEALED INDOOR UNITS

#### PAR-SR32MA-W SPECIFICATIONS

- ▶ For use with PAR-FA32MA Wireless MA Remote Controller Receiver
- ▶ Maximum signal receiving distance is approximately 22 feet
- ▶ Controls group operation for up to 16 indoor units in a single group
- ▶ User functions:
  - On/Off
  - Set temperature
  - Operation modes: Heat/Cool/Dry/Fan
  - Fan speed setting
  - Airflow direction (depending on indoor unit)
- ▶ On/Off timer (one setting per day)
- ▶ Dimensions: 2-1/4" x 6-1/4" x 3/4"



#### TAR-FL32MA-E SPECIFICATIONS

- ▶ On/Off lamp to indicate unit operation and error status
- ▶ Emergency heat and cool operation from receiver (at preset parameter) from the receiver for when the remote is not operational
- ▶ Wiring: connects using two-wire, stranded, non-polar control wire to TB-15 connection terminal on the indoor unit.
- ▶ Dimensions: 2-3/4" W x 4-3/4" H x 7/8" D


### REMOTE CONTROLLER KIT



#### SPECIFICATIONS

- ▶ For use with P-Series ceiling-suspended units
- ▶ See compatibility table on page 10
- ▶ Kits contain:
  - (1) Wireless remote controller receiver (PAR-SL93B-E)
  - (1) Wireless remote controller with cradle
  - (2) AAA LR03 alkaline batteries

### REMOTE CONTROLLER KIT WITH i-see Sensor™



- (2) 4.1 x 16 wood screws
- (1) Wireless remote controller receiver with i-see Sensor (PAR-SA92MW-E)
- (2) Cord retaining clips
- (1) Connection cord fixing seal (12 x 30 size)

## Wired Controllers

### TOUCH MA REMOTE CONTROLLER

#### SPECIFICATIONS

- ▶ User-friendly, customizable full color touch panel display
- ▶ Ability to add a custom logo on the display
- ▶ Large icons with 180 color patterns
- ▶ Daily and weekly timers
- ▶ Password protected
- ▶ Requires MAC-334IF-E for use with Nv-Series ductless products
- ▶ The MELRemo app and Bluetooth® Low Energy (BLE) technology supports communication with smartphones or tablets in multiple languages



TAR-CT01MAU-SB

### SIMPLE MA CONTROLLER

#### SPECIFICATIONS

- ▶ Controls group operation for up to 16 indoor units in a single group
- ▶ Supports Fahrenheit and Celsius
- ▶ User defined functions:
  - On/Off
  - Operation modes: Heat/Cool/Auto/Dry
  - Fan speed setting
  - Airflow direction
  - Set temperature range: 40° F to 95° F depending on operation mode and indoor unit connected
- ▶ Set temperature range limit for cool and heat modes
- ▶ LOSSNAY®: Simple MA for interlocked system can set high/low/stop on LOSSNAY
- ▶ Room temperature can be sensed either at indoor unit (default) or at the remote controller
- ▶ Dimensions: 2-3/4" W x 9/16" D x 4-3/4" H
- ▶ Requires MAC-334IF-E for use with Nv-Series ductless products.




TAC-YT53CRAU-J

### DELUXE MA REMOTE CONTROLLER

#### SPECIFICATIONS

- ▶ User defined functions:
  - On/Off
  - Operation modes: Heat/Cool/Auto/Dry
  - Room temperature setting & Temperature range restriction
  - Manual vane angle (P-Series cassette indoor units)
  - Smooth maintenance (P-Series only)
  - Auto-off timer & Weekly timer
- ▶ Energy save functions for 3D i-see Sensor\*
- ▶ B&W Inversion
- ▶ Setback Mode
- ▶ Draft reduction mode
- ▶ Daylight Saving Time (DST)
- ▶ Dimensions: 4-3/4" W x 9/16" D x 4-3/4" H
- ▶ Requires MAC-334IF-E for use with M-Series ductless products
- ▶ Room temperature displays room temperature sensed either at the indoor unit (default) or at the controller



TAR-40MAAU

# Third Party Controls Interface

## BACnet® & MODBUS® INTERFACE

### SPECIFICATIONS

- ▶ Allows for third-party home automation/building management system to control indoor unit
- ▶ One interface required per indoor unit
- ▶ Powered from indoor unit CN105 connection
- ▶ Compatible with remote controllers
- ▶ Dimensions: 3.74" x 2" x 0.75"
- ▶ Cable length: 37"



PAC-UKPRC001-CN-1

### BACNET POINTS TABLE

Object Type	Object Name
<b>Monitor Only Points</b>	Drive ON/OFF State
	Mode State
	Fan Speed State
	Air Direction State
	Inlet Temperature
	Fault Code

Object Type	Object Name
<b>Commandable Points</b>	Drive ON/OFF Setup
	Set point
	Mode Setup
	Fan Speed Setup
	Air Direction Setup
	Temperature Units

### MODBUS POINTS TABLE

Object Type	Object Name
<b>Commandable Points</b>	ON/OFF
	Mode
	Set point
	Fan Speed
	Air Direction
<b>Monitor Only Points</b>	Fault Codes
	Room Temperature

## FLUSH MOUNT SENSOR

### SPECIFICATIONS



PAC-USSEN001-FM-1

- ▶ Remote sensing of space temperature up to 100 feet
  - Requires field supplied 22-2 AWG wire for installation
- ▶ Dimensions: Sensor Head is Ø0.74" W x 0.65" L
- ▶ Mounting Requirements:
  - Drywall 1/2" hole,
  - Solid Walls 1/4" hole
- ▶ Paintable
- ▶ For Nv-Series ducted and P-series indoor units

## Nv-SERIES SENSOR M21-EAA-307

### SPECIFICATIONS

- ▶ Remote Nv-Series Ductless Temperature Sensor



M21-EAA-307

# Third Party Controls Interface

## THERMOSTAT INTERFACE

### SPECIFICATIONS

- ▶ Connect your favorite third party 24VAC thermostat (provided by others)
- ▶ One Thermostat Interface per indoor unit and third party thermostat (supplied by others)
- ▶ Connects to indoor unit CN105 connection
- ▶ Modes of operation: cooling/heating/ventilation (fan)/off
- ▶ Fan speed control: high/medium/low
- ▶ Delayed off adjustable setting: 0, 5 (default), 10, or 30 minutes
- ▶ Indoor unit fan speed setting: auto (default), medium, high, or custom auto
- ▶ Two-stage heat and cool thermostat operation
  - Capacity is adjusted based on zone temperature rate of change measured by the return air sensor (highly recommended)
  - Full capacity (default)
- ▶ Auto recovery after power failure
- ▶ 24VAC transformer required (Sold separately or supplied by third party)
- ▶ VPL24-210 is a compact 24VAC 5VA transformer
  - Dimensions: 1.437 x 2.375 x 1.437 inch (HxWxD)

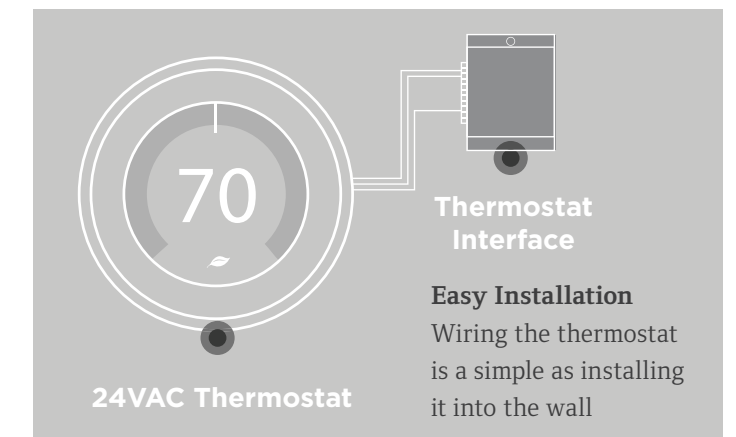


PAC-US444CN-1

VPL24-210



THIRD PARTY THERMOSTATS PROVIDED BY OTHERS



## USNAP INTERFACE

### SPECIFICATIONS











- ▶ Allows indoor units to participate in demand response events
- ▶ Works with CTA 2045 DC Form Factor Universal Communication Modules (UCMs)
- ▶ 3 LEDs to display device status
  - Communication with UCM
  - Communication to indoor unit
  - Demand Response Events
- ▶ System Reset



PAC-WHS01UP-E

# CONTROLS

## Compatibility Table

		Nv-Series										P-Series										
		Floor Mount	Wall Mount					Air Handler	Horizontal Ducted	Ceiling Cassette		Ceiling Suspended		Horizontal Ducted		Wall Mount		Ceiling Cassette		Air Handler		
		NTXFKS	MSZ -EF	NT(Y/X) WST	NTXWPH	NTXWMT	NTXWEL	NTXAMT	NTXDKS	NTXCKS	NTXUKS	PCA -GA	PCA -KA	PEA -AA	PEAD -AA	PKA -HA	PKA -KA	PLA -AA	PLA -BA	PLA -EA	PVA -AA4	PVA -AA7
 <p>Wireless Interface BACnet® &amp; Modbus Interface Thermostat Interface USNAP Interface</p>	PAC-USWHS002-WF-2																					
	PAC-UKPRC001-CN-1	■	■	■	■	■	■	■	■	■		■	■	■	■	■		■	■	■	■	■
	PAC-US444CN-1																					
	PAC-WHS01UP-E																					
 <p>kumo touch™ Wireless Controller &amp; Receiver</p>	MHK2	■	■	■	■	■	■	■	■	■		■	■	■	■	■		■	■	■	■	
 <p>Deluxe SG Hand-held Wireless Controller</p>	Varies by model, see Part Manual for Part Number	■	■		■							■										
 <p>Standard KM Hand-held Wireless Controller</p>	Varies by model, see Part Manual for Part Number			■								■	■	■	■	■			■	Optional		
 <p>Moderate MS Hand-held Wireless Controller</p>	Varies by model, see Part Manual for Part Number				■	■							■									
 <p>Handheld Wireless Controller &amp; Receiver for Concealed Indoor Units</p>	TAR-FL32MA-E (controller) PAR-SR32MA-W (receiver)							○	○	○		○	○	○	○	○		○	○	○	○	
 <p>Remote Controller Kit</p>	PAR-SL93B-E																					
 <p>Remote Controller Kit with i-see Sensor™</p>	PAR-SA92MW-E										■	■										
 <p>Touch MA Remote Controller Deluxe MA Remote Controller Simple MA Remote Controller</p>	TAR-CT01MAU-SB TAR-40MAAU TAC-YT53CRAU-J	○	○	○	○	○	○	○	○	○												
	MAC-334IF-E Required	MAC-334IF-E Required	MAC-334IF-E Required	MAC-334IF-E Required	MAC-334IF-E Required	MAC-334IF-E Required																
 <p>Corner Panel Receiver and Remote</p>	PAR-SL100A-E (controller) PAR-WSC009FA-E (receiver)								■													

■ = CN105 Compatibility

○ = TB15 Compatibility

\*Features may vary by wireless controller part number.

Mitsubishi Electric, Lossnay, and the three-diamond logo are trademarks of Mitsubishi Electric Corporation. CITY MULTI, kumo cloud and H2i are registered trademarks of Mitsubishi Electric US, Inc. Trane and American Standard are registered trademarks of Trane Technologies plc. All other product names mentioned herein are trademarks or registered trademarks of their respective owners.

ENERGY STAR and the ENERGY STAR mark are registered trademarks owned by the United States Environmental Protection Agency.

Specifications shown in this brochure are subject to change without notice. See complete warranty for terms, conditions and limitations. A copy is available from Mitsubishi Electric Trane HVAC US LLC.

Printed in the USA

For more information visit [www.mitsubishicomfort.com](http://www.mitsubishicomfort.com)



© 2020 Mitsubishi Electric Trane HVAC US LLC. All rights reserved.  
SKU: TR\_CT\_1057\_04\_20



Please recycle