


Quick Reference Guide

Precedent™ - Standard Efficiency

Cooling, Gas/Electric

3 to 10 Tons Packaged Rooftop



Model Number: Used With:

TSC	Standard Efficiency Cooling Only (Electric Heat Optional)
YSC	Standard Efficiency Gas Heat Unit

March 2020

RT-PRC037AG-EN

© 2020

1

Table 1. List of factory installed options^(a)

0-50% Motorized outside air damper	Manual outside air damper
Air-Fi® Wireless Communication Interface	MERV 8 filters
BACnet® Communication Interface (BCI-R)	MERV 13 filters
Barometric relief	Multiple zone VAV (variable air volume)
Belt drive motor	Multi-speed indoor fan system
Clogged filter switch	NOVAR 2024 controls
CompleteCoat™ (microchannel condenser coil)	NOVAR 3051 controls without zone sensor
Condensate overflow switch	NOVAR 3051 zone sensor
Demand control ventilation wiring	NOVAR return air sensor
Discharge air temperature sensing kit	Powered convenience outlet
Economizer - comparative enthalpy	ReliaTel™ controls
Economizer - dry bulb	Single zone variable air volume (SZVAV)
Economizer - low leak, dry bulb	Stainless steel drain pan
Economizer - reference enthalpy	Stainless steel heat exchanger
Fan failure switch	Supply, return, and plenum air smoke detectors
Fault detection & diagnostics (FDD); Meets CA Title 24 requirements	Through-the-base electric provision
Frostat™	Through-the-base gas provision
Hail guard	Unit mounted circuit breaker
Hinged access panels	Unit mounted non-fused disconnect
Human interface - 5-in. color touchscreen	Unpowered convenience outlet
LonTalk® Communication Interface (LCI)	

(a) Verify option availability in product catalog.

2

Table 2. Standard efficiency, 3 to 10 ton packaged rooftop performance data (cooling or gas)

Nominal Size (Tons)	3	4	5	6	7.5 Single Compressor	7.5 Dual Compressors	8.5	10
Cooling Performance								
Supply Air (cfm) ^(a)	1,200	1,600	2,000	2,400	3,000	3,000	3,400	4,000
Tot / Sens Cap (MBh) ^{(b)(c)}	37.1/29.9	49.0/38.6	60.1/49.4	75.0/53.2	91.2/67.4	94.8/73.8	107.2/84.2	116.3/96.8
SEER/EER	14.0	14.0	14.0	11.2	11.2	11.2	11.2	11.2
IEER (T/Y)	N/A	N/A	N/A	12.9/12.7	12.9/12.7	12.9/12.7	12.9/12.7	12.9/12.7
Gas Heating Performance								
Low Heat (Input/output) - (MBh)	80/64.8	80/64.8	80/64.8	80.0/64.0	120/96	120.0/96.0	120.0/96.0	150.0/120.0
Medium Heat (Input/output) - (MBh)	100/81	100/81	100/81	120.0/96.0	150/120	150.0/120.0	150.0/120.0	200.0/160.0
High Heat (Input/output) - (MBh)	120/97.2	130/105.3	150/121.5	150.0/120.0	200/160	200.0/160.0	200.0/160.0	235.0/164.5
Other Information								
Net Weight (Lbs) - Gas Heat	472	492	522	710	832	847	927	1058
Net Weight (Lbs) - Electric Heat	431	452	498	667	751	797	879	960
Roof Curb	BAYCURB042A				BAYCURB043A			
Unit Cabinet Size	F			C	C	D	D	D
Filters ^(d) - Type Furnished	Throwaway	Throwaway	Throwaway	Throwaway	Throwaway	Throwaway	Throwaway	Throwaway
Number Size Recommended	(2) 20x30x2	(2) 20x30x2	(2) 20x30x2	(4) 16x25x2	(4) 16x25x2	(4) 20x25x2	(4) 20x25x2	(4) 20x25x2

(a) Nominal cfm

(b) Cooling performance is rated at 80/67/95

(c) All units listed utilize 3-phase voltage

(d) Optional 2-inch MERV 8 and MERV 13 filters also available

Table 3. Unit MCA and MOP electrical data (standard indoor fan motor) (cooling or gas)^(a)

T/YSC	Volts	MCA	MOP
036	208-230/3	20	30
036	460/3	10	15
036	575/3	8	15
048	208-230/3	26	35
048	460/3	11	15
048	575/3	10	15
060	208-230/3	29	40
060	460/3	13	15
060	575/3	10	15
072	208-230/3	35	50
072	460/3	17	25
072	575/3	13	20
090	208-230/3	39	60
090	460/3	19	30
090	575/3	15	20
092	208-230/3	39	50
092	460/3	18	20
092	575/3	15	20
102	208-230/3	46	60
102	460/3	23	25
102	575/3	17	20
120	208-230/3	49	60
120	460/3	22	25

Table 4. Unit indoor fan data (cooling or gas) (continued)

T/YSC	Volts	Standard HP - RPM	Oversize HP - RPM
102	208-230/3	2/1750 ^(c)	3/1750
102	460/3	2/1750 ^(c)	3/1750
102	575/3	2/1750 ^(c)	3/1750
120	208-230/3	2.75 - MULT	—
120	460/3	2.75 - MULT	—
120	575 ^{(a)(d)}	2.75 - MULT	—

(a) Direct drive motor

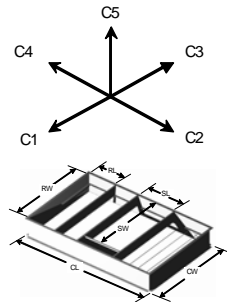
(b) Powered through 575/230V transformer

(c) Multi-speed and single zone VAV fan option uses 2.75 - MULT motor

(d) Powered through 575/480V transformer

Table 5. Unit dimensional data

	C	D	F
Unit Length UL	88 5/8	88 5/8	69 7/8
Unit Width UW	53 1/4	53 1/4	44 1/4
Unit Height UH	40 7/8	46 7/8	40 7/8
Clearance C1	48	48	48
Clearance C2	36	36	36
Clearance C3	36	36	36
Clearance C4	36	36	36
Clearance C5	72	72	72
Curb Length CL	84 1/2	84 1/2	65 13/16
Curb Width CW	50 3/8	50 3/8	41 7/16
Supply Length SL^(a)	18 1/2	18 1/2	16 3/4

**Table 3. Unit MCA and MOP electrical data (standard indoor fan motor) (cooling or gas)^(a)**

T/YSC	Volts	MCA	MOP
120	575/3	22	25

(a) For MCA/MOP of units with electric heat, refer to product catalog.

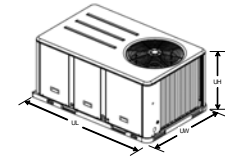
Table 4. Unit indoor fan data (cooling or gas)

T/YSC	Volts	Standard HP - RPM	Oversize HP - RPM
036	208-230/3 ^(a)	3/4 - MULT	1 - MULT
036	460/3 ^(a)	3/4 - MULT	1 - MULT
036	575/3 ^{(a)(b)}	3/4 - MULT	1 - MULT
048	208-230/3 ^(a)	1 - MULT	1 - MULT
048	460/3 ^(a)	1 - MULT	1 - MULT
048	575/3 ^{(a)(b)}	1 - MULT	1 - MULT
060	208-230/3 ^(a)	1 - MULT	1 - MULT
060	460/60/3 ^(a)	1 - MULT	1 - MULT
060	575/3 ^{(a)(b)}	1 - MULT	1 - MULT
072	208-230/3	1/1750	2/1750
072	460/3	1/1750	2/1750
072	575/3	1/1750	2/1750
090	208-230/3	1/1750	3/1750
090	460/3	1/1750	3/1750
090	575/3	1/1750	3/1750
092	208-230/3 ^(c)	1/1750	3/1750
092	460/3 ^(c)	1/1750	3/1750
092	575/3 ^(c)	1/1750	3/1750

Table 5. Unit dimensional data (continued)

	C	D	F
Supply Width SW^(a)	34 3/8	34 3/8	17 7/8
Return Length RL^(a)	18 1/4	18 1/4	14 19/16
Return Width RW^(a)	34 3/8	34 3/8	25 3/16

(a) Dimensions are for curb openings and not duct inserts. Reference the product catalog for duct insert dimensions.



Trane - by Trane Technologies (NYSE: TT), a global climate innovator - creates comfortable, energy efficient indoor environments for commercial and residential applications. For more information, please visit trane.com or tranetechnologies.com.

Trane has a policy of continuous product and product data improvement and reserves the right to change design and specifications without notice. We are committed to using environmentally conscious print practices.