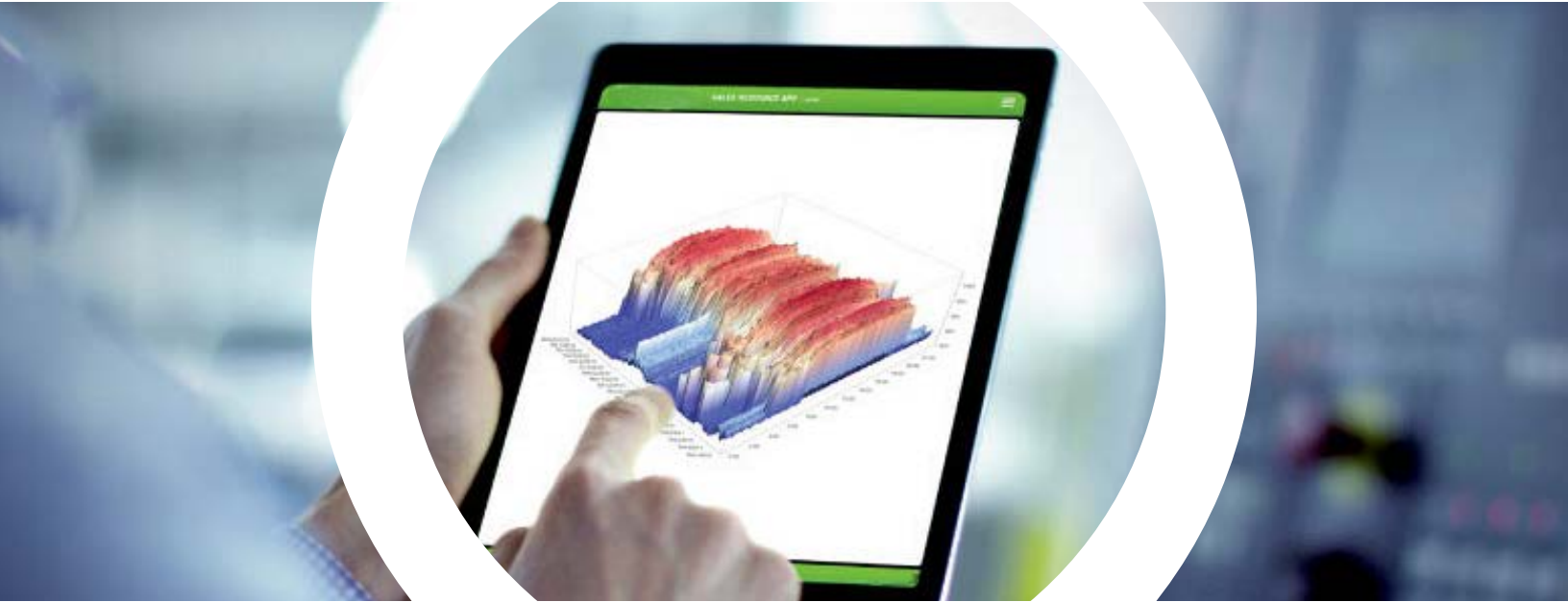


Trane® Energy Assessment with Energy Optics



Making the invisible visible in your building

An Energy Assessment with Trane using Energy Optics* helps you visualize how your building uses energy — an intangible concept that has a very tangible impact on your business. With a clearer energy picture, you can see the potential for operational improvement and make better informed decisions that impact your bottom line.

Energy Optics provides a baseline of building performance, followed by ongoing assessment of your building's energy profile and recommendations by Trane building professionals.

The details are in your data

Trane building professionals utilize advanced tools to

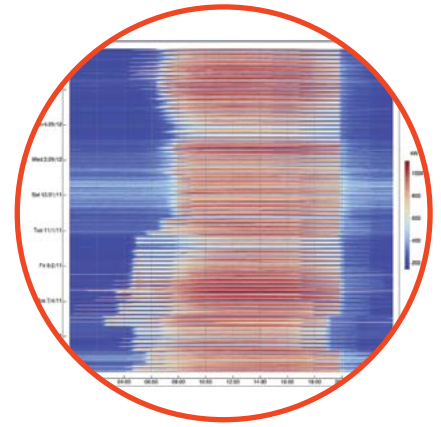
visualize and measure your building's energy profile in a way that transforms data into meaningful information, to help you identify and monetize impactful energy projects for sustained results.

Get a snapshot of your building's energy profile, to easily see the potential and performance history of your building. That's followed with ongoing expertise and support from Trane building professionals who analyze the building energy profile and diagnose the root causes of excessive energy use in your building. You'll receive a plan for achieving your energy-related goals that follows your timeline and budget. environments • Missed deadlines for JIT manufacturing • Supply chain disruption.

A roadmap for efficiency

The Trane Energy Optics* tool transforms data generated by your building's meters and submeters into detailed, 3-D optical energy reports, so you can actually see — with clarity — how much energy your building consumes.

- **Easily visualize** ineffective use of energy to fix it quickly and maintain building performance.
- **Identify cost savings** by finding — and prioritizing — energy-saving opportunities to give you more bang for your buck.
- **Get sustained results** thanks to an ongoing view of your building's energy data, which can be used to better manage your facility.
- **See the impact** of your energy conservation efforts, with follow-up assessments that help you validate that changes are working to improve building performance.



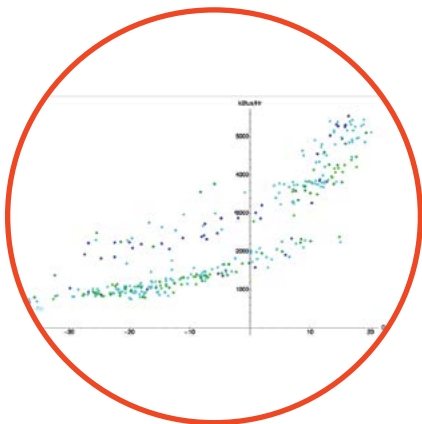
Load density: Analyze energy consumption against weather and time of use.

Measure and manage

Chances are you already have meters in place providing the necessary data for an energy assessment. Energy Optics lets you put that data to work. Using algorithms based on decades of industry expertise, the assessment produces a variety of graphics that help you measure and manage energy use across your entire portfolio of buildings, down to a single submeter.

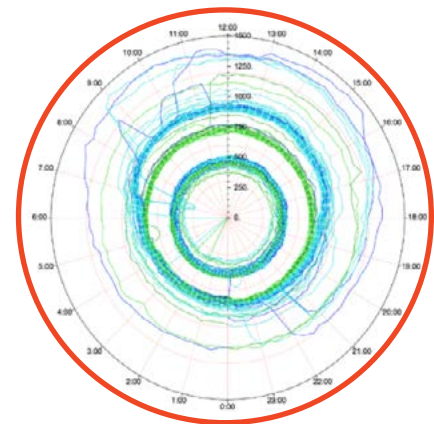
- **Load density:** Analyze energy consumption against weather and time of use.
- **3-D load density view:** Improve scheduling by identifying excessive energy use during non-occupancy hours.
- **Energy use (kWh) on days with similar temperatures:** A tight curve indicates a well-controlled building utilizing energy optimization. A scattered curve illustrates a lack of consistency and no dependence on outside air.

With the right tools and technology — and the ongoing expertise and support of Trane building professionals — you can understand how your building uses energy and turn that information into action that impacts your bottom line.



Energy use (kWh) on days with similar temperatures:

A tight curve indicates a well-controlled building utilizing energy optimization. A scattered curve illustrates a lack of consistency.



Polar Time Series data is “wrapped” around a 24-hour clock. This allows the user to understand how demand levels change at the same time on different days.



Trane – by Trane Technologies (NYSE: TT), a global climate innovator – creates comfortable, energy efficient indoor environments through a broad portfolio of heating, ventilating and air conditioning systems and controls, services, parts and supply. For more information, please visit trane.com or tranetechnologies.com.